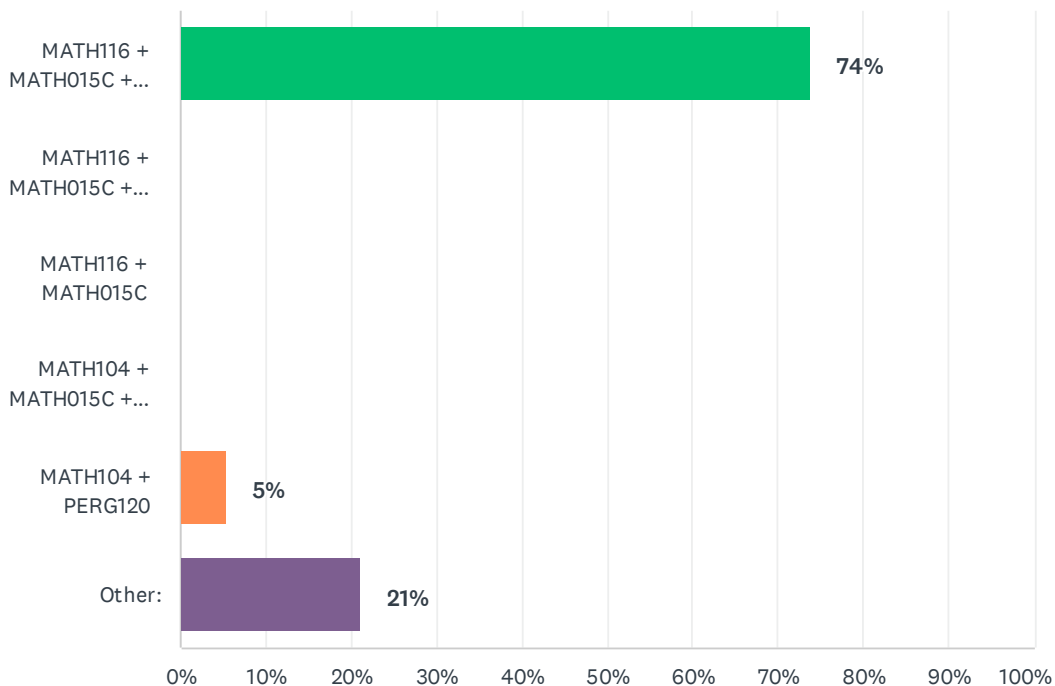


Q1 Select the option that best describes the STEM Core courses that you are attending in Fall 2022.

Answered: 19 Skipped: 0

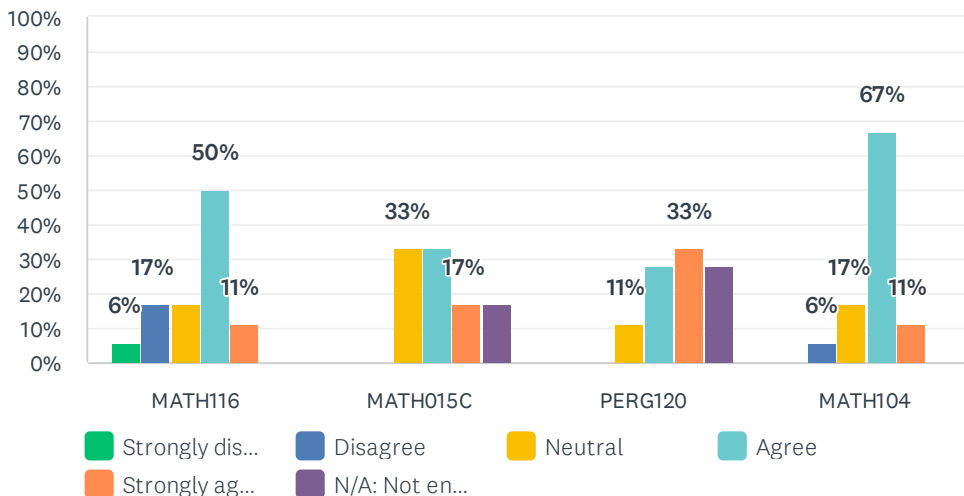


ANSWER CHOICES	RESPONSES	
MATH116 + MATH015C + PERG120 + MATH104	74%	14
MATH116 + MATH015C + PERG120	0%	0
MATH116 + MATH015C	0%	0
MATH104 + MATH015C + PERG120	0%	0
MATH104 + PERG120	5%	1
Other:	21%	4
TOTAL		19

#	OTHER:	DATE
1	Math116 + MATH104 + MATH015C	10/31/2022 9:48 AM
2	MATH116 + MATH015C + MATH104	10/31/2022 9:48 AM
3	MATH116+MATH104+MATH015C	10/31/2022 9:48 AM
4	MATH116 + MATH104 + MATH015C	10/31/2022 9:48 AM

Q2 Rate your agreement with the following statement: I am satisfied with the pace (speed) of my STEM Core courses.

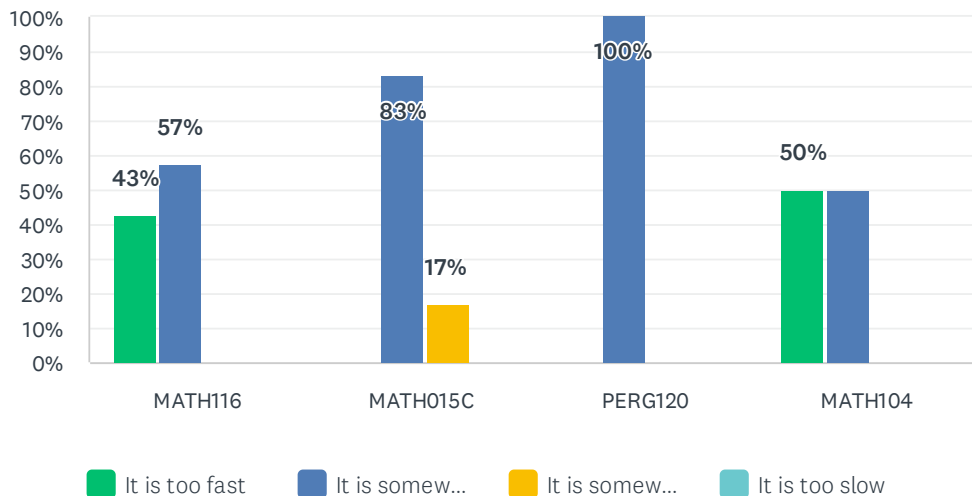
Answered: 18 Skipped: 1



	STRONGLY DISAGREE	DISAGREE	NEUTRAL	AGREE	STRONGLY AGREE	N/A: NOT ENROLLED IN THIS COURSE	TOTAL	WEIGHTED AVERAGE
MATH116	6% 1	17% 3	17% 3	50% 9	11% 2	0% 0	18	3.44
MATH015C	0% 0	0% 0	33% 6	33% 6	17% 3	17% 3	18	3.80
PERG120	0% 0	0% 0	11% 2	28% 5	33% 6	28% 5	18	4.31
MATH104	0% 0	6% 1	17% 3	67% 12	11% 2	0% 0	18	3.83

Q3 Why are you not satisfied with the pace (speed) of these STEM Core courses?

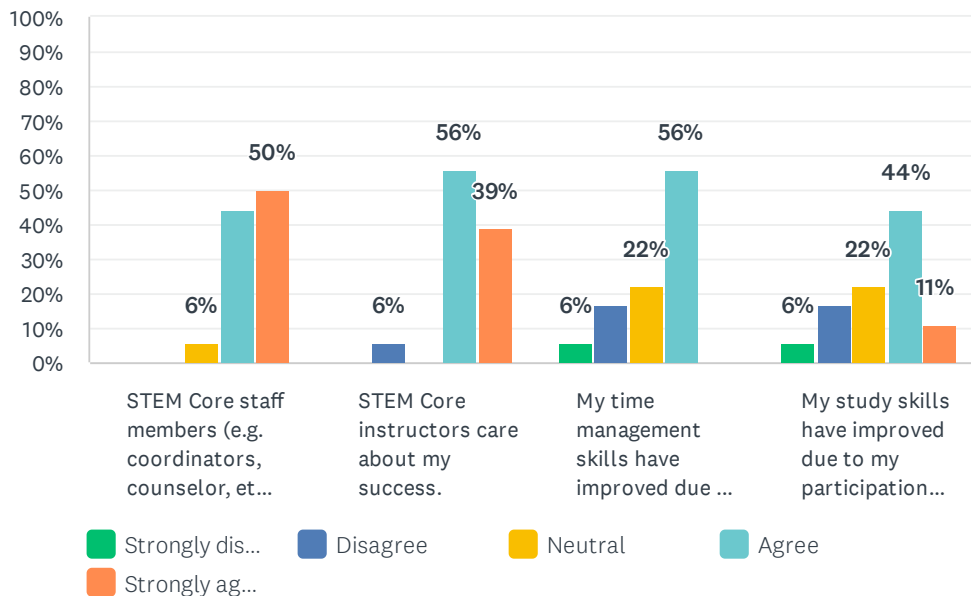
Answered: 8 Skipped: 11



	IT IS TOO FAST	IT IS SOMEWHAT FAST	IT IS SOMEWHAT SLOW	IT IS TOO SLOW	TOTAL	WEIGHTED AVERAGE
MATH116	43% 3	57% 4	0% 0	0% 0	7	3.43
MATH015C	0% 0	83% 5	17% 1	0% 0	6	2.83
PERG120	0% 0	100% 2	0% 0	0% 0	2	3.00
MATH104	50% 2	50% 2	0% 0	0% 0	4	3.50

Q4 Reflecting on your experiences with the STEM Core program so far, please rate your agreement with the following statements:

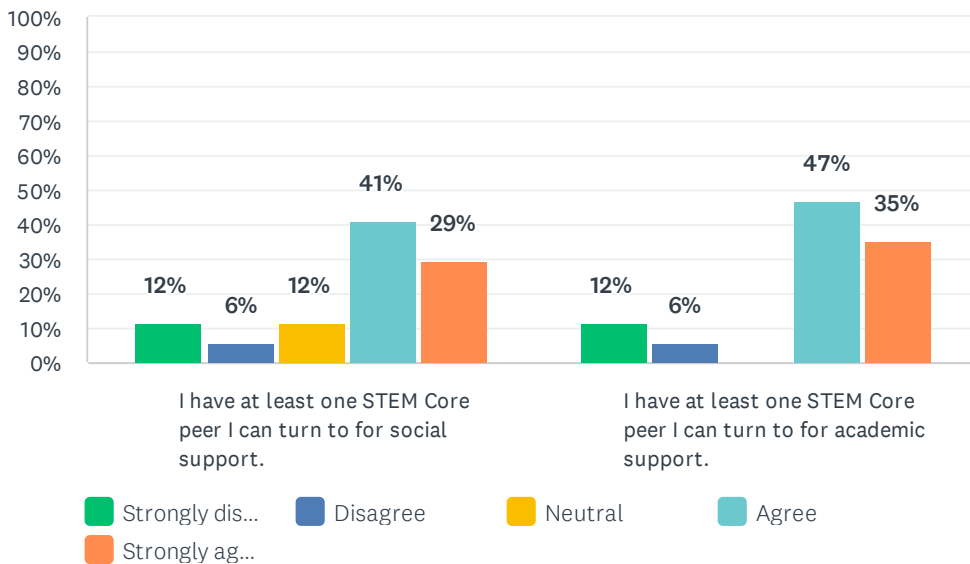
Answered: 18 Skipped: 1



	STRONGLY DISAGREE	DISAGREE	NEUTRAL	AGREE	STRONGLY AGREE	TOTAL	WEIGHTED AVERAGE
STEM Core staff members (e.g. coordinators, counselor, etc.) care about my success.	0% 0	0% 0	6% 1	44% 8	50% 9	18	4.44
STEM Core instructors care about my success.	0% 0	6% 1	0% 0	56% 10	39% 7	18	4.28
My time management skills have improved due to my participation in STEM Core.	6% 1	17% 3	22% 4	56% 10	0% 0	18	3.28
My study skills have improved due to my participation in STEM Core.	6% 1	17% 3	22% 4	44% 8	11% 2	18	3.39

Q5 Reflecting on your experiences with your STEM Core peers, please rate your agreement with the following statements:

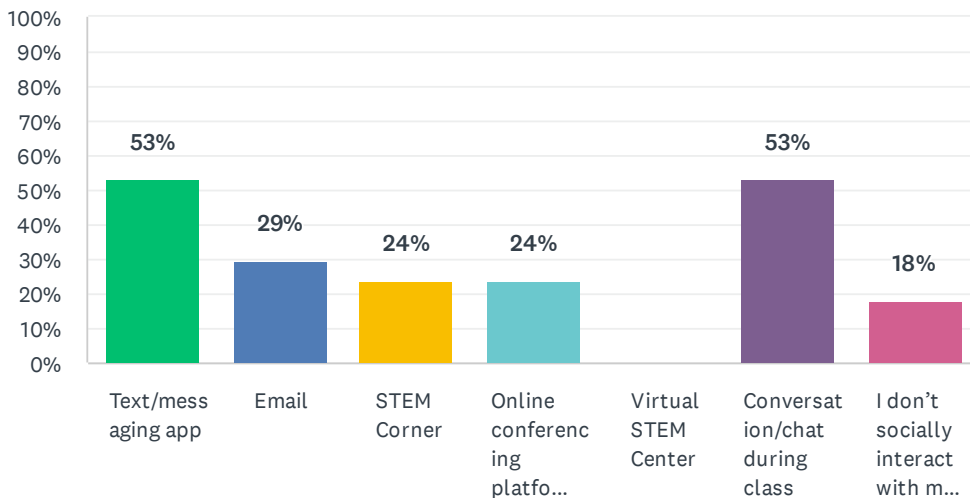
Answered: 17 Skipped: 2



	STRONGLY DISAGREE	DISAGREE	NEUTRAL	AGREE	STRONGLY AGREE	TOTAL	WEIGHTED AVERAGE
I have at least one STEM Core peer I can turn to for social support.	12% 2	6% 1	12% 2	41% 7	29% 5	17	3.71
I have at least one STEM Core peer I can turn to for academic support.	12% 2	6% 1	0% 0	47% 8	35% 6	17	3.88

Q6 How do you stay in touch with your STEM Core peers? [Select all that apply]

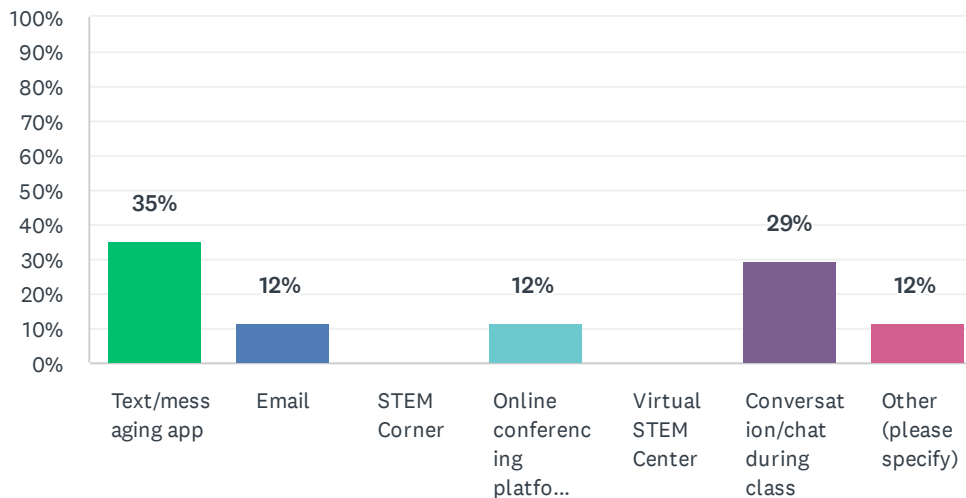
Answered: 17 Skipped: 2



ANSWER CHOICES	RESPONSES	
Text/messaging app	53%	9
Email	29%	5
STEM Corner	24%	4
Online conferencing platform (outside of class time)	24%	4
Virtual STEM Center	0%	0
Conversation/chat during class	53%	9
I don't socially interact with my STEM Core peers outside of class	18%	3
Total Respondents: 17		

Q7 What is your preferred way to stay in touch with your STEM Core peers?

Answered: 17 Skipped: 2

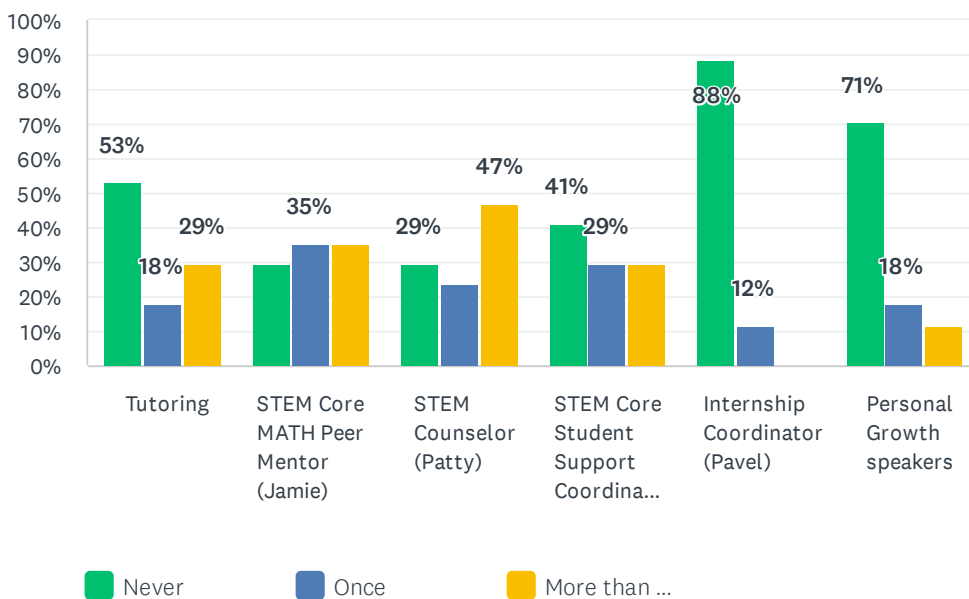


ANSWER CHOICES	RESPONSES	
Text/messaging app	35%	6
Email	12%	2
STEM Corner	0%	0
Online conferencing platform (outside of class time)	12%	2
Virtual STEM Center	0%	0
Conversation/chat during class	29%	5
Other (please specify)	12%	2
TOTAL		17

#	OTHER (PLEASE SPECIFY)	DATE
1	Discord	10/31/2022 9:49 AM
2	i dont	10/31/2022 9:48 AM

Q8 Have you accessed any of the following resources this term?

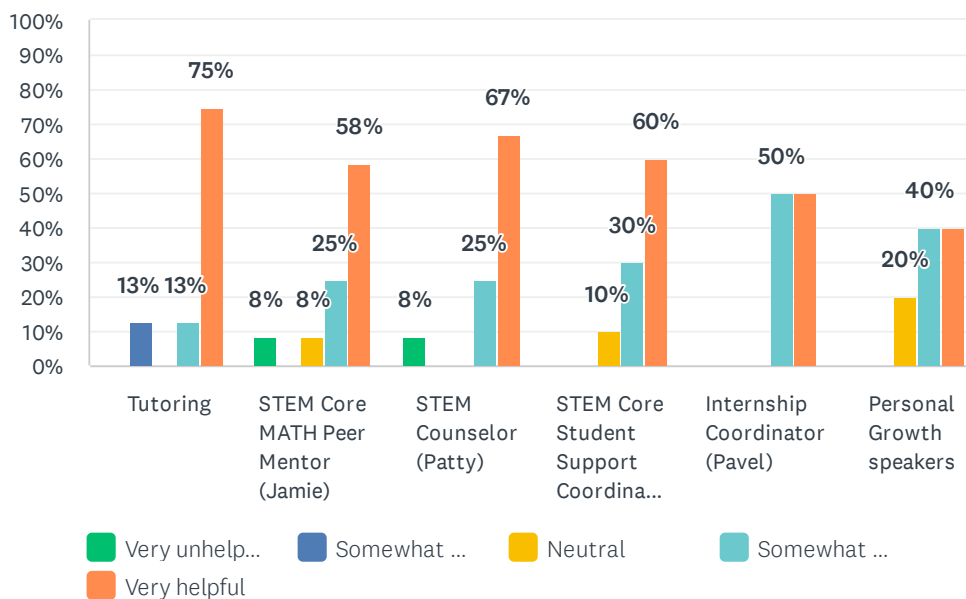
Answered: 17 Skipped: 2



	NEVER	ONCE	MORE THAN ONCE	TOTAL	WEIGHTED AVERAGE
Tutoring	53% 9	18% 3	29% 5	17	1.76
STEM Core MATH Peer Mentor (Jamie)	29% 5	35% 6	35% 6	17	2.06
STEM Counselor (Patty)	29% 5	24% 4	47% 8	17	2.18
STEM Core Student Support Coordinator (Carole)	41% 7	29% 5	29% 5	17	1.88
Internship Coordinator (Pavel)	88% 15	12% 2	0% 0	17	1.12
Personal Growth speakers	71% 12	18% 3	12% 2	17	1.41

Q9 How helpful were the following resources?

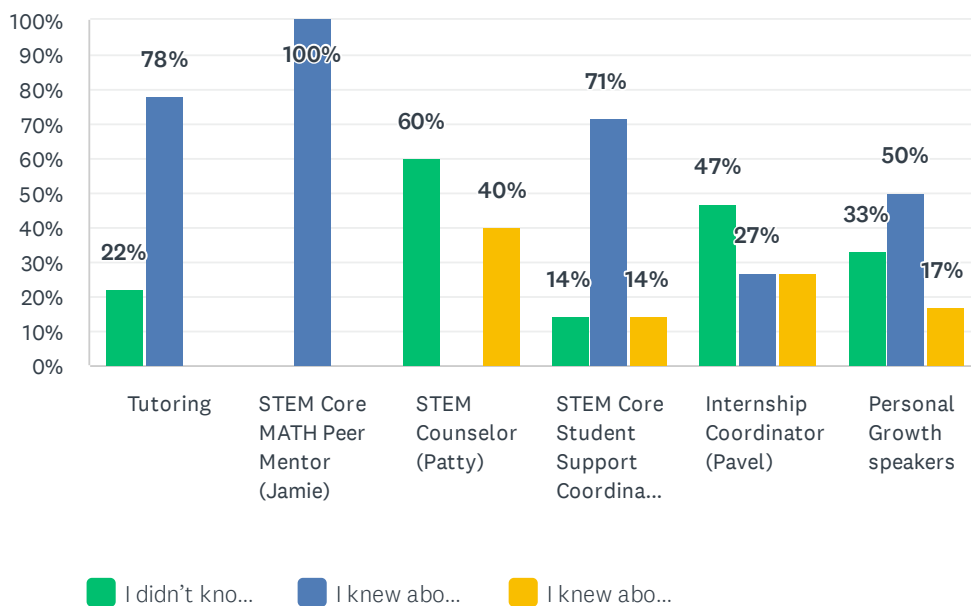
Answered: 16 Skipped: 3



	VERY UNHELPFUL	SOMEWHAT UNHELPFUL	NEUTRAL	SOMEWHAT HELPFUL	VERY HELPFUL	TOTAL	WEIGHTED AVERAGE
Tutoring	0% 0	13% 1	0% 0	13% 1	75% 6	8	4.50
STEM Core MATH Peer Mentor (Jamie)	8% 1	0% 0	8% 1	25% 3	58% 7	12	4.25
STEM Counselor (Patty)	8% 1	0% 0	0% 0	25% 3	67% 8	12	4.42
STEM Core Student Support Coordinator (Carole)	0% 0	0% 0	10% 1	30% 3	60% 6	10	4.50
Internship Coordinator (Pavel)	0% 0	0% 0	0% 0	50% 1	50% 1	2	4.50
Personal Growth speakers	0% 0	0% 0	20% 1	40% 2	40% 2	5	4.20

Q10 Why haven't you accessed the following resource(s) this term?

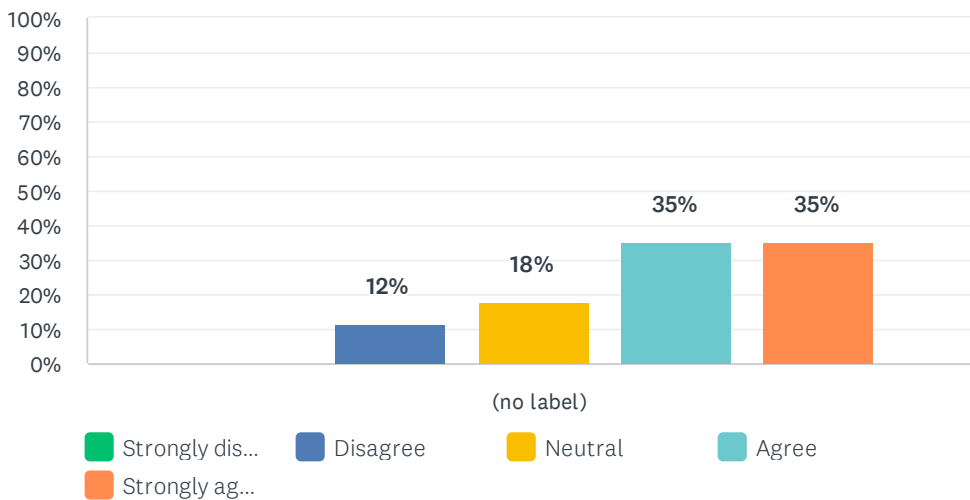
Answered: 16 Skipped: 3



	I DIDN'T KNOW ABOUT IT	I KNEW ABOUT IT, BUT HAVEN'T NEEDED IT YET	I KNEW ABOUT IT AND PLAN TO USE IT IN THE FUTURE	TOTAL	WEIGHTED AVERAGE
Tutoring	22% 2	78% 7	0% 0	9	1.78
STEM Core MATH Peer Mentor (Jamie)	0% 0	100% 5	0% 0	5	2.00
STEM Counselor (Patty)	60% 3	0% 0	40% 2	5	1.80
STEM Core Student Support Coordinator (Carole)	14% 1	71% 5	14% 1	7	2.00
Internship Coordinator (Pavel)	47% 7	27% 4	27% 4	15	1.80
Personal Growth speakers	33% 4	50% 6	17% 2	12	1.83

Q11 Rate your agreement with the following statement: My first 8-week experience with the STEM Core was positive so I continued on to the next math course in the sequence (MATH104) in the second half of Fall 2022.

Answered: 17 Skipped: 2



	STRONGLY DISAGREE	DISAGREE	NEUTRAL	AGREE	STRONGLY AGREE	TOTAL	WEIGHTED AVERAGE
(no label)	0%	12%	18%	35%	35%	17	3.94
	0	2	3	6	6		

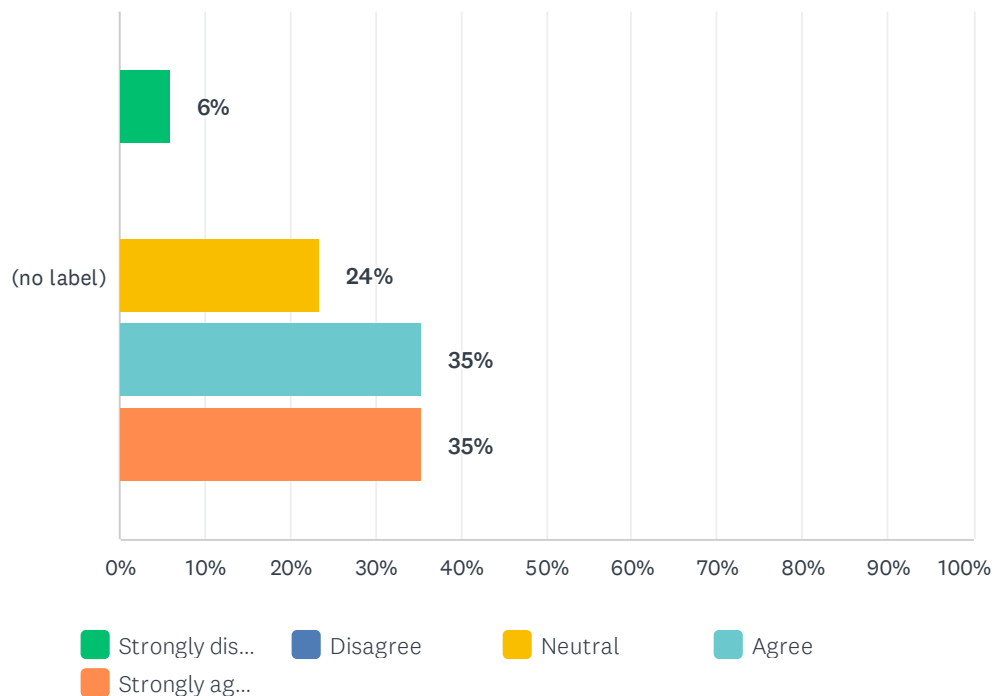
Q12 Why were you unsure about continuing/not continuing to MATH104?

Answered: 4 Skipped: 15

#	RESPONSES	DATE
1	I was worried about pacing	11/1/2022 9:24 AM
2	I don't feel we go over material enough to understand.	10/31/2022 9:57 AM
3	I was worried about the pace being too fast	10/31/2022 9:51 AM
4	I wasn't sure if I was going to be able to keep up again. I struggled a lot during the first part.	10/31/2022 9:50 AM

Q13 Rate your agreement with the following statement: My overall experience with the STEM Core program so far has been positive so I intend to continue on to the next math course (MATH150 - Calculus with Analytic Geometry) next semester.

Answered: 17 Skipped: 2



	STRONGLY DISAGREE	DISAGREE	NEUTRAL	AGREE	STRONGLY AGREE	TOTAL	WEIGHTED AVERAGE
(no label)	6% 1	0% 0	24% 4	35% 6	35% 6	17	3.94

Q14 Why are you unsure about continuing/not continuing to MATH150

Answered: 4 Skipped: 15

#	RESPONSES	DATE
1	Struggling to learn from professor.	10/31/2022 9:58 AM
2	There are a few different factors. Trigonometry has been going very fast, and I'm struggling to grasp all of the concepts. This has made me wonder if it would be better to take pre calc next semester instead of jumping into MATH150 to be on the safe side. I am also worried about scheduling because some of my other science classes are scheduled to take place at the same time as the stem core MATH150.	10/31/2022 9:52 AM
3	I already have enough math credits for my major.	10/31/2022 9:51 AM
4	Not sure if I can keep up.	10/31/2022 9:50 AM

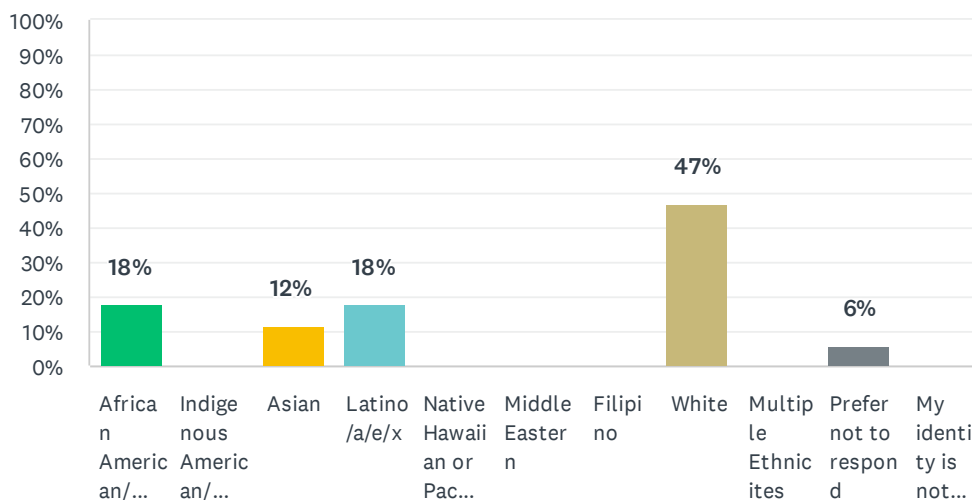
Q15 What can the STEM Core staff and instructors do to help you (and other students) succeed?

Answered: 12 Skipped: 7

#	RESPONSES	DATE
1	Not sure	11/1/2022 9:24 AM
2	This has been a great experience and I always get help when needed.	10/31/2022 9:59 AM
3	Maybe send out reminder emails about important stuff in the PERG 120 class to everyone in STEM Core that is not enrolled in PERG 120. Just feel a little out of the loop not gaining important information that is discussed in PERG 120.	10/31/2022 9:54 AM
4	Talk to us more in class	10/31/2022 9:53 AM
5	Constantly remind students of all the available resources.	10/31/2022 9:53 AM
6	Possibly providing alternate times to study with Jamie as I am unavailable at the times he is providing peer mentoring/tutoring.	10/31/2022 9:53 AM
7	Tutoring hours have been very limiting to me. Although Jaime has made himself readily available to me online, I absorb information better in person and have been unable to line up with his schedule.	10/31/2022 9:52 AM
8	Not sure	10/31/2022 9:52 AM
9	You guys offer a lot of great resources and reach out a lot to help. Nothing really needs to be improved.	10/31/2022 9:51 AM
10	N/A	10/31/2022 9:51 AM
11	help with time management	10/31/2022 9:51 AM
12	Just keep doing what you're doing! It helps.	10/31/2022 9:49 AM

Q16 What is your ethnicity/race? Check all that apply.

Answered: 17 Skipped: 2

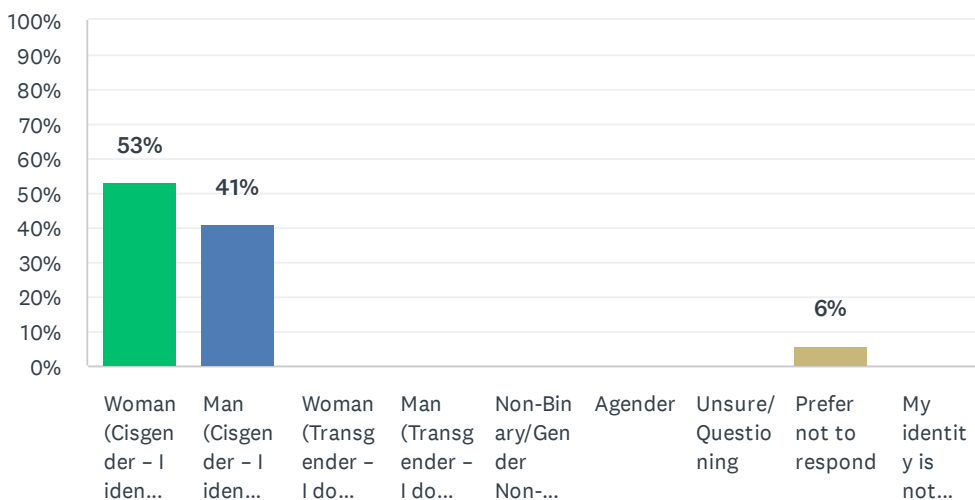


ANSWER CHOICES	RESPONSES	
African American/Black	18%	3
Indigenous American/Alaska Native	0%	0
Asian	12%	2
Latino/a/e/x	18%	3
Native Hawaiian or Pacific Islander	0%	0
Middle Eastern	0%	0
Filipino	0%	0
White	47%	8
Multiple Ethnicities	0%	0
Prefer not to respond	6%	1
My identity is not listed here - specify below.	0%	0
Total Respondents: 17		

#	MY IDENTITY IS NOT LISTED HERE - SPECIFY BELOW.	DATE
There are no responses.		

Q17 What is your gender?

Answered: 17 Skipped: 2

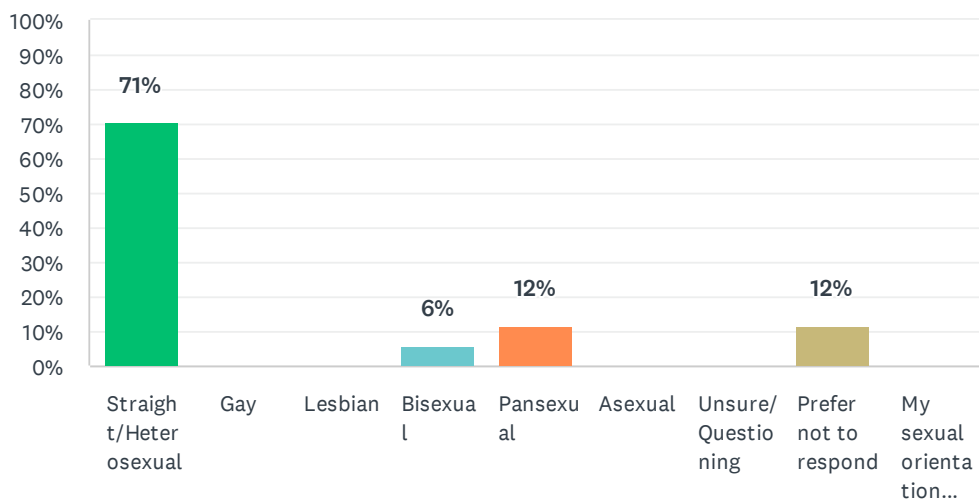


ANSWER CHOICES	RESPONSES	
Woman (Cisgender – I identify with the sex I was assigned at birth)	53%	9
Man (Cisgender – I identify with the sex I was assigned at birth)	41%	7
Woman (Transgender – I do not identify with the sex I was assigned at birth)	0%	0
Man (Transgender – I do not identify with the sex I was assigned at birth)	0%	0
Non-Binary/Gender Non-conforming/Gender Fluid	0%	0
Agender	0%	0
Unsure/Questioning	0%	0
Prefer not to respond	6%	1
My identity is not listed here - specify below	0%	0
TOTAL		17

#	MY IDENTITY IS NOT LISTED HERE - SPECIFY BELOW	DATE
	There are no responses.	

Q18 What is your sexual orientation?

Answered: 17 Skipped: 2

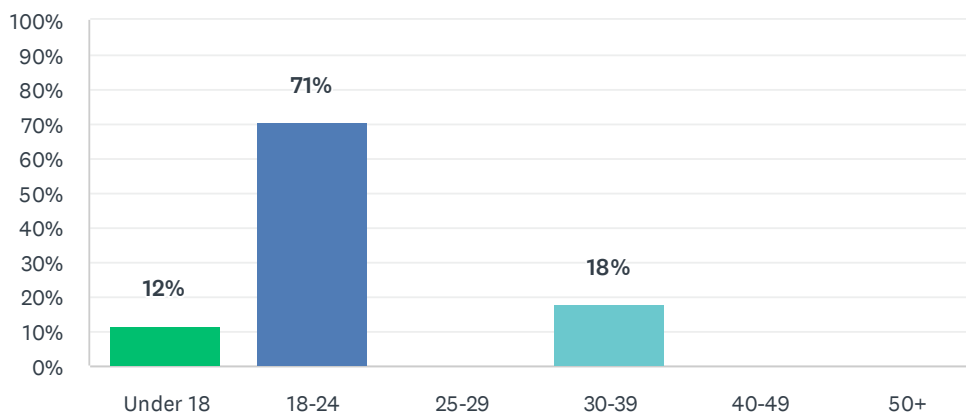


ANSWER CHOICES	RESPONSES	
Straight/Heterosexual	71%	12
Gay	0%	0
Lesbian	0%	0
Bisexual	6%	1
Pansexual	12%	2
Asexual	0%	0
Unsure/Questioning	0%	0
Prefer not to respond	12%	2
My sexual orientation is not listed here - specify below	0%	0
TOTAL		17

#	MY SEXUAL ORIENTATION IS NOT LISTED HERE - SPECIFY BELOW	DATE
	There are no responses.	

Q19 What is your age group?

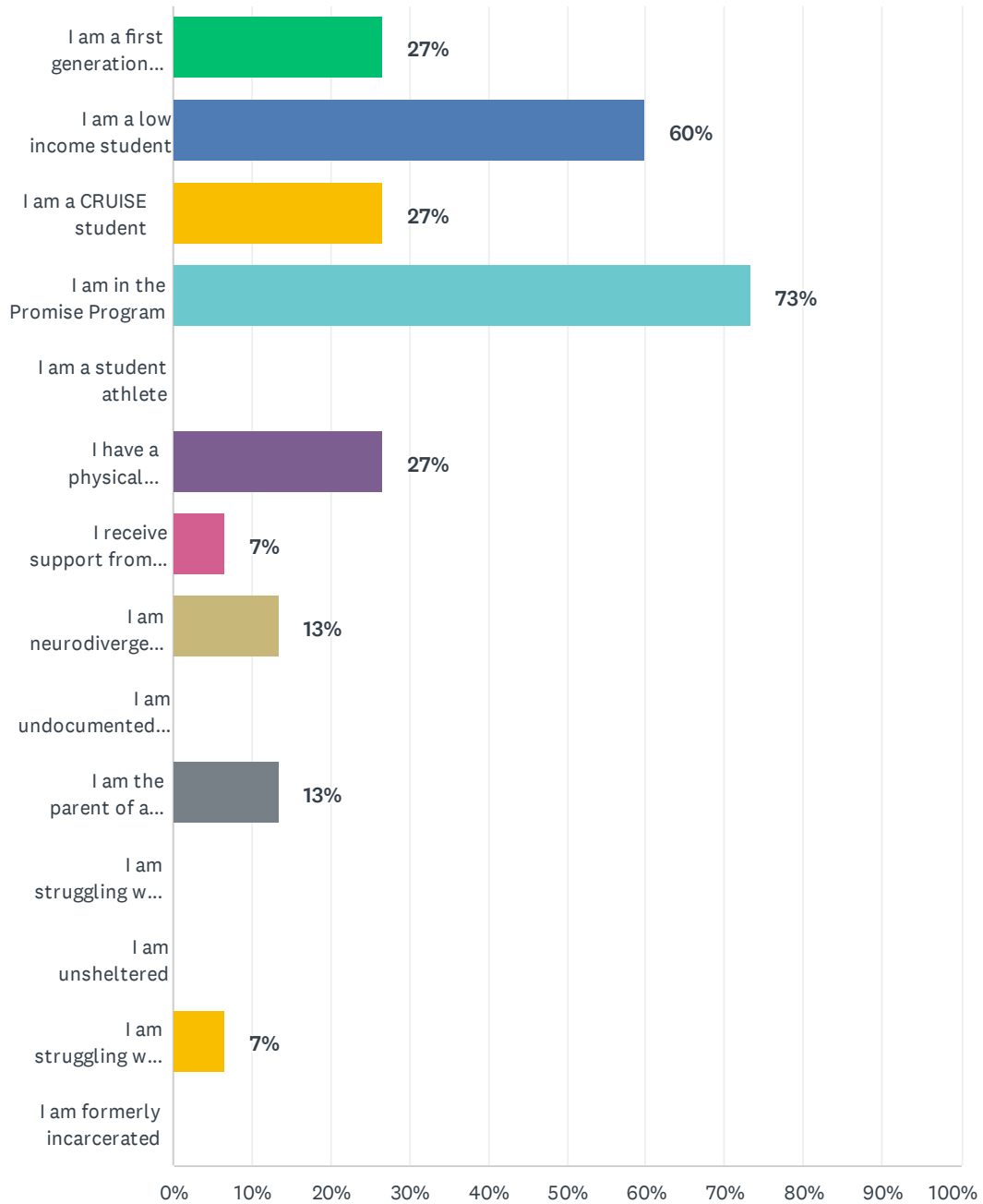
Answered: 17 Skipped: 2



ANSWER CHOICES	RESPONSES	
Under 18	12%	2
18-24	71%	12
25-29	0%	0
30-39	18%	3
40-49	0%	0
50+	0%	0
TOTAL		17

Q20 Check any that apply to you:

Answered: 15 Skipped: 4



Fall 2022 STEM Core Mid-Term Feedback Survey

ANSWER CHOICES	RESPONSES	
I am a first generation student	27%	4
I am a low income student	60%	9
I am a CRUISE student	27%	4
I am in the Promise Program	73%	11
I am a student athlete	0%	0
I have a physical disability or chronic illness	27%	4
I receive support from DSPS (Disability Support Programs and Services)	7%	1
I am neurodivergent (e.g. ADHD, Autism Spectrum Disorder)	13%	2
I am undocumented or DACA	0%	0
I am the parent of a child under 18 years old	13%	2
I am struggling with food insecurity	0%	0
I am unsheltered	0%	0
I am struggling with house insecurity	7%	1
I am formerly incarcerated	0%	0
Total Respondents: 15		